



Millennium Lakes Golf and Country Club offers the penultimate luxury golf experience in Trinidad. With a first-class restaurant, unmatched customer service, exclusive amenities, an abundance of wildlife and spectacular panoramic views of the northern Trinidadian mountain range, Millennium Lakes has no equal.

The championship, 18-hole golf course meanders along the Arouca River, past numerous lakes and ponds frequented by exotic birds and caimans. This par 71 layout requires thoughtful course management to avoid the many deep bunkers and lakes. A strong wind is the norm here, making even the easiest shots a challenge. We have a full-service practice facility with a chipping and putting green. Our driving range is covered, lighted and stays open until 10 p.m.

The clubhouse features a fine-dining restaurant, stately locker rooms, a stunning pro shop and a beautiful patio with a view of the golf course. Our Sandbaggers Sports Lounge has pool tables, a putting green, a dart board and several plasma televisions. It is the perfect place to relax after your round or simply enjoy a good sporting event on TV.

At Millennium Lakes, a round of golf is never just a round of golf...is complete relaxation! Come join us on the course!

Yardage Information

- ⊗ Denotes sprinkler head.
- Denotes landmark - tree, edge of bunker or body of water, etc.
- Denotes 100, 150, 200 & 250-yard markers.
- All distances are measured in yards to center of greens.
- Charts show distances in yards from BACK CUT of tee boxes, designated by colored squares, to landmarks.

USGA and R & A RULES GOVERN ALL PLAY
Except Where Modified by Local Rules

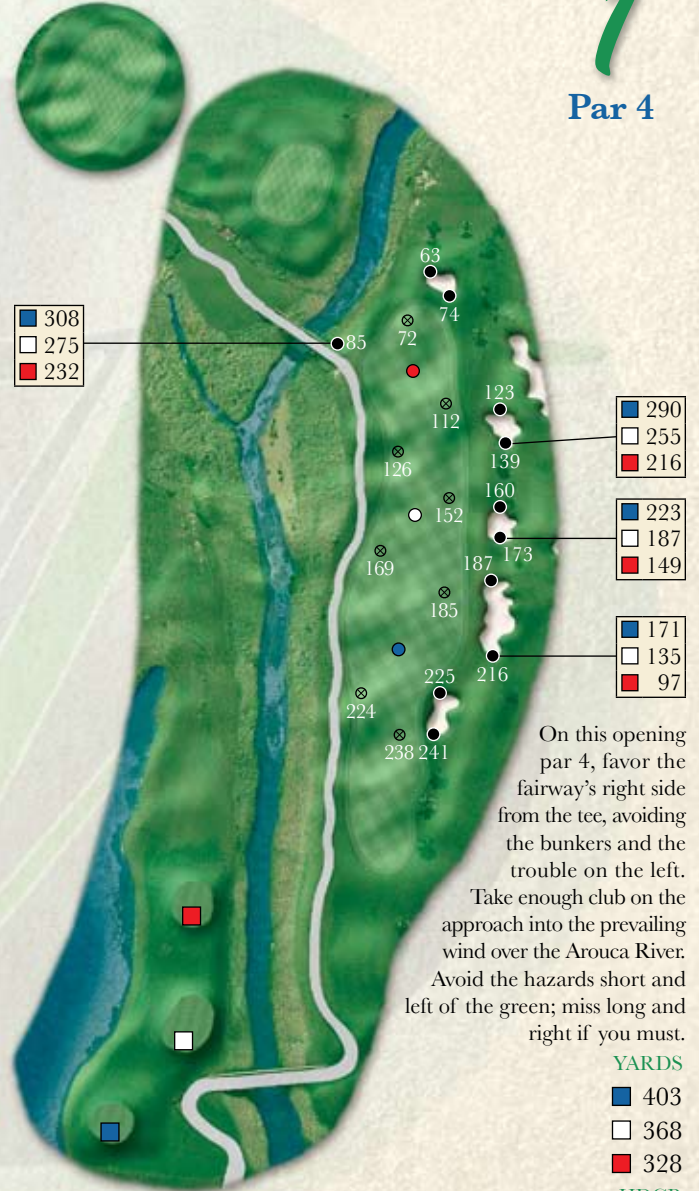
Local Rules

- Replace divots, rake bunkers and repair ball marks on greens.
- White stakes and lines indicate out-of-bounds.
- Red stakes and lines indicate lateral hazards.
- Yellow stakes and lines indicate water hazards.
- Golf carts shall not be used without proper assignment in the Pro Shop.
- Obey all directional signs.
- Always use cart paths where provided, especially near tees and greens, and without exception on par 3 holes.
- Except on a path, do not drive a cart within 90 feet of a green or tee.
- Unless otherwise posted, the 90° rule will always be in effect. Drive directly to your ball, play your shot and leave the fairway by the shortest route.

Etiquette

- Your round should not exceed 4 hours. Play ready golf and hit out of turn if doing so speeds up play.
- Please keep up with the group in front of you.
- Upon completing a hole, leave the green promptly and proceed to the next hole. Write down the score for the completed hole when you reach the next tee.
- The golf ranger has full authority on the golf course to maintain rules and speed of play for everyone's enjoyment.

Depth: 36 yards



2

Par 3

Depth: 31 yards

Depth: 26 yards

3

Par 5

■	191
□	159
■	129

■	160
□	128
■	98

■	299
□	270
■	233

■	300
□	275
■	249

■	244
□	215
■	178

■	218
□	189
■	152

■	290
□	260
■	222

■	180
□	151
■	114

■	235
□	204
■	162

■	180
□	148
■	110

Take an extra club or two on this slightly uphill par 3 that also usually plays into the prevailing wind. For an easier up-and-down, miss this green long and right rather than flirt with the bunker short and left.

On this risk/reward par 5, aim tee shots at the bunker on the left, avoiding the lakes and right side bunker. Second shots present two options; lay up to the right side for an easy approach or try to carry the hazard and reach in two. Be aware of the river beyond the green.

YARDS

■	172
□	139
■	109

HDCP
17

YARDS

■	508
□	479
■	442

HDCP
5

4

Par 3

■	214
□	154

Depth: 28 yards



Slightly downhill and usually downwind, this par 3 is tricky. Do not overclub or you may find the bunker or hazard beyond the green. Playing for the front left side of the putting surface is best. If you attack this pin, making bogey is easy.

YARDS

■	196
□	136
■	123

HDCP
13

Depth: 31 yards



5

Par 4

■	284
□	265
■	220

■	244
□	224
■	180

■	246
□	225
■	181

A safe tee shot target is the left side of the left fairway bunker, however you will be left with a long approach shot.

Depending on the wind and your nerve and skill, you can cut the dogleg and carry the bunker and hazard to set up a short wedge to the green.

YARDS

■	404
□	384
■	339

HDCP
7

6

Par 4

Depth: 24 yards

■	295
□	268
■	230



■	291
□	265
■	226

■	261
□	235
■	196

■	229
□	203
■	167

■	208
□	182
■	146

This short par 4 is straightaway and simple. Big hitters can drive the green, but miss it and find a bunker or mound, and you may face a very tricky chip shot. A safe lay-up from the tee leaves a full, controllable approach shot and an equally good chance for birdie.

YARDS

■	338
□	312
■	272

HDCP
15

Depth: 32 yards

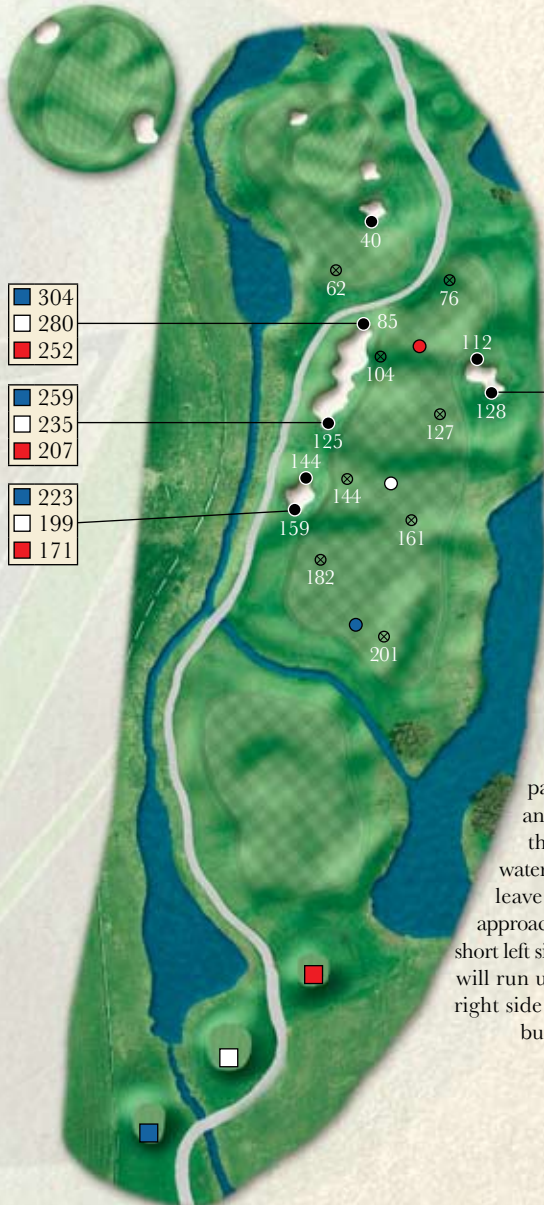
7

Par 4

■	304
□	280
■	252

■	259
□	235
■	207

■	223
□	199
■	171



■	281
□	253
■	223

Smart play on this downwind par 4 will lead to an easy par. Avoid the bunkers and water off the tee and leave yourself a full approach. A shot to the short left side of the green will run up. Attacking a right side pin brings the bunkers into play.

YARDS

■	387
□	361
■	330

HDCP
11

8

Par 4

Depth: 23 yards

Depth: 33 yards

9

Par 4

■	294
□	265
■	227

■	232
□	204
■	167

■	200
□	172
■	135

Shorter hitters should keep their tee shots just left of the bunker in the middle of the fairway; longer hitters can carry it. Avoiding all the fairway bunkers is wise as finding this green that slopes away from you is even tougher from the sand. All approach shots must carry the hazard.

YARDS

■	391
□	363
■	323

HDCP

9

■	234
□	206
■	166

■	221
□	193
■	153

■	289
□	257
■	225

■	233
□	201
■	170

■	283
□	250
■	216

■	244
□	210
■	172

■	212
□	178
■	140

If your tee shot is accurate and avoids the bunkers, you won't have to lay up your second shot short of the lily pond. Do not fly the green with your downwind approach or you will find the river. Pin high and right is the only safe place to miss this green.

YARDS

■	402
□	388
■	347

HDCP

3



MILLENNIUM LAKES
Golf & Country Club



AROUCA RIVER

CLUB HOUSE

RANGE

Yardage guide produced by
THE HOLEVIEW
1-800-438-3661
www.holeview.com

<u>Tee</u>	<u>Yardage</u>	<u>Rating/Slope</u>
Blue	6514	72.5/133
White	6005	70.1/129
Red	5279	72.0/131



Hole 3



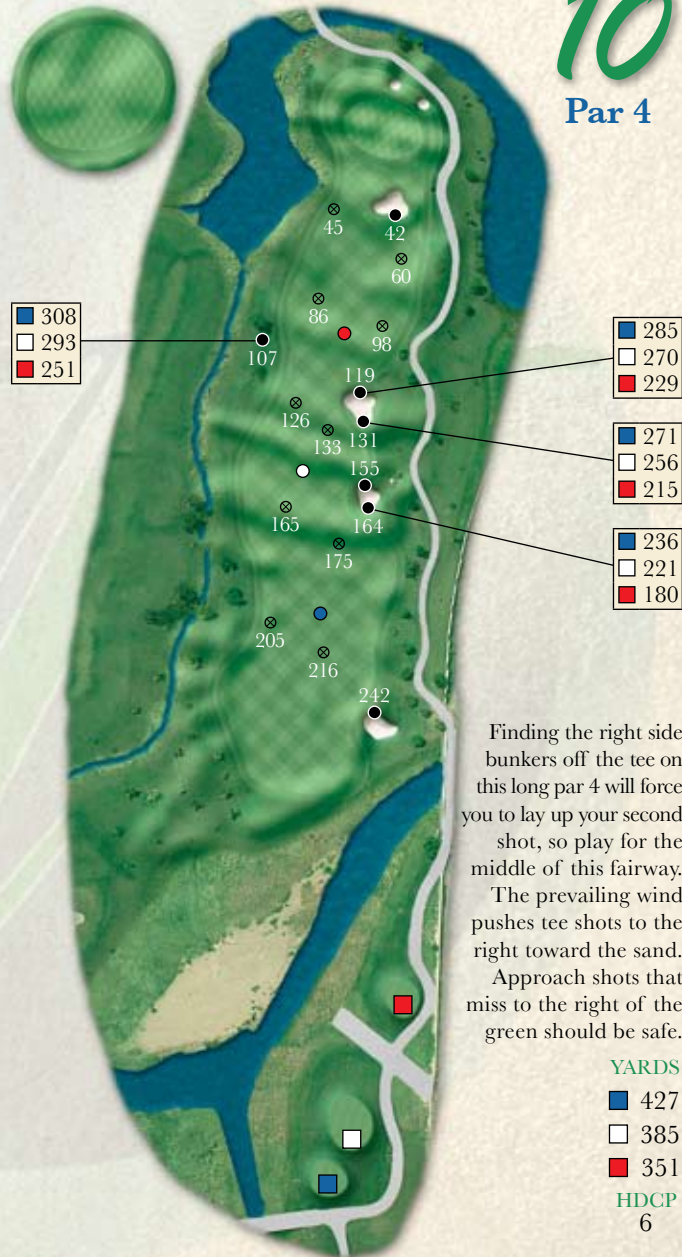
MILLENNIUM LAKES
Golf & Country Club



Hole 9

Depth: 28 yards

10
Par 4



Finding the right side bunkers off the tee on this long par 4 will force you to lay up your second shot, so play for the middle of this fairway. The prevailing wind pushes tee shots to the right toward the sand. Approach shots that miss to the right of the green should be safe.

11

Par 3

Depth: 30 yards

■	204
□	186
■	124

■	174
□	156
■	94

This par 3, the toughest in Trinidad, plays straight into a 2 to 3-club wind, so choose your weapon accordingly. Being long is the only place to give yourself a reasonable chance to get up and down as there is trouble left, short and right of the green.

YARDS

■	186
□	167
■	110

HDCP

8

Depth: 23 yards

12

Par 4

■	293
□	273
■	234

■	272
□	252
■	213

■	230
□	210
■	171

Tee shots to this fairway's right side avoid the bunkers and OB to the left of the cart path. An accurate approach will carry the hazard fronting the green and stay short of the OB beyond it. Favor the green's right side as the left side slopes away from you toward the OB.

YARDS

■	350
□	328
■	290

HDCP

16

13

Par 4

Depth: 25 yards

Depth: 29 yards

14

Par 4

- 286
- 261
- 231

- 241
- 217
- 182

- 267
- 242
- 212

- 192
- 166
- 128

Your tee shot must either clear the hazard that crosses the fairway or be short of it while avoiding the four bunkers that frame the landing area. Play the approach shot to the left side of the green, staying away from the water and bunker that fronts the green.

YARDS

- 355
- 330
- 297

HDCP

14

- 276
- 249
- 207

- 294
- 265
- 228

- 244
- 215
- 178

- 207
- 178
- 141

Make this par 4 easier by aiming your tee shot at the tree and bunker beyond it on the left side of the fairway. Approach shots that come up short, go left or long will lead to bogeys or worse, but going right and long may leave a reasonable up-and-down.

YARDS

- 371
- 340
- 249

HDCP

4

15

Par 5

Depth: 29 yards

Depth: 38 yards

16

Par 4

■	271
□	258
■	221

■	252
□	242
■	204

■	220
□	210
■	175

■	225
□	211
■	171

■	210
□	196
■	156

■	288
□	263
■	229

■	213
□	188
■	154

■	198
□	173
■	139

■	246
□	217
■	181

■	225
□	196
■	160

■	189
□	160
■	126

■	171
□	142
■	109

On this risk/reward par 5, a tee shot down the left side followed by a simple lay-up and approach is safest. Big hitters can carry the pond on the right for a 200-yard second shot. Approach shots that come up short and right are OK, but going left or long is trouble.

YARDS

■ 546

□ 522

■ 484

HDCP

10

An aggressive tee shot can carry the far right bunker, but also flirts with OB right and the Arouca River at the end of the fairway. A 200-yard tee shot is perfect on this short par 4. If you must, miss long with your approach shot, not short or left.

YARDS

■ 360

□ 332

■ 297

HDCP

2

